

# V.H.F. PENTODE

# EF95

Low noise, high slope pentode primarily intended for use as an r.f. and i.f. amplifier.

## HEATER

$V_h$	6.3	V
$I_h$	175	mA

## CAPACITANCES

	Unshielded	Shielded	
<b>Pentode connection</b>			
$C_{in}$	4.0	4.0	pF
$C_{out}$	2.2	3.1	pF
$C_{a-g1}$	23	< 20	mpF
$C_{h-k}$	2	2	pF
<b>Triode connection</b>			
$C_{in}$	2.7	2.8	pF
$C_{out}$	4.2	5.1	pF
$C_{a-g}$	1.4	1.4	pF

## CHARACTERISTICS

### Pentode connection

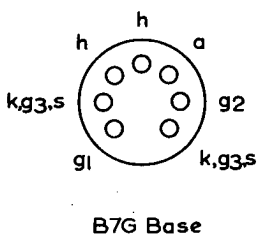
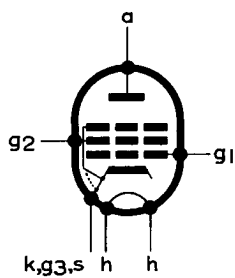
$V_a$	120	180	V
$V_{g2}$	120	120	V
$I_a$	7.5	7.7	mA
$I_{g2}$	2.5	2.4	mA
$V_{g1}$	-2.0	-2.0	V
$g_m$	5.0	5.1	mA/V
$r_a$	250	400	k $\Omega$
$\mu_{g1-g2}$	35	35	
$R_{eq}$	2	2	k $\Omega$
$r_{g1}$ (f = 50Mc/s)	25	25	k $\Omega$

### Triode connection

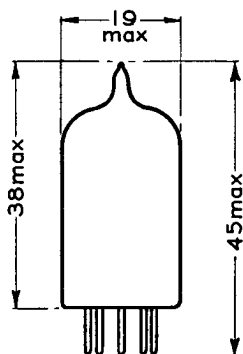
$V_a$	120	V
$I_a$	10	mA
$V_g$	-2	V
$g_m$	6.8	mA/V
$r_a$	5.2	k $\Omega$
$\mu$	35	
$R_{eq}$	900	$\Omega$

## DESIGN CENTRE RATINGS

$V_{a(b)}$ max.	300	V
$V_a$ max.	180	V
$p_a$ max.	1.7	W
$V_{g2(b)}$ max.	300	V
$V_{g2}$ max.	140	V
$p_{g2}$ max.	500	mW
$-V_{g1}$ max.	50	V
$R_{g1-k}$ max.	3.0	M $\Omega$ ←
$I_k$ max.	18	mA
$V_{h-k}$ max.	120	V
$T_{bulb}$ max.	170	°C

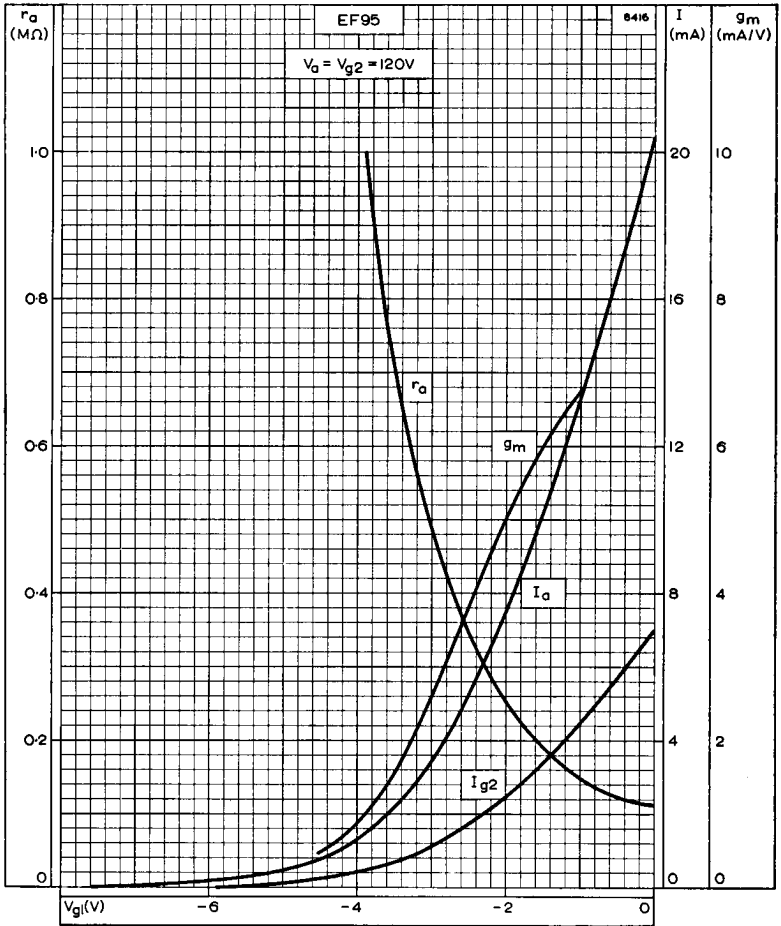


B7G Base

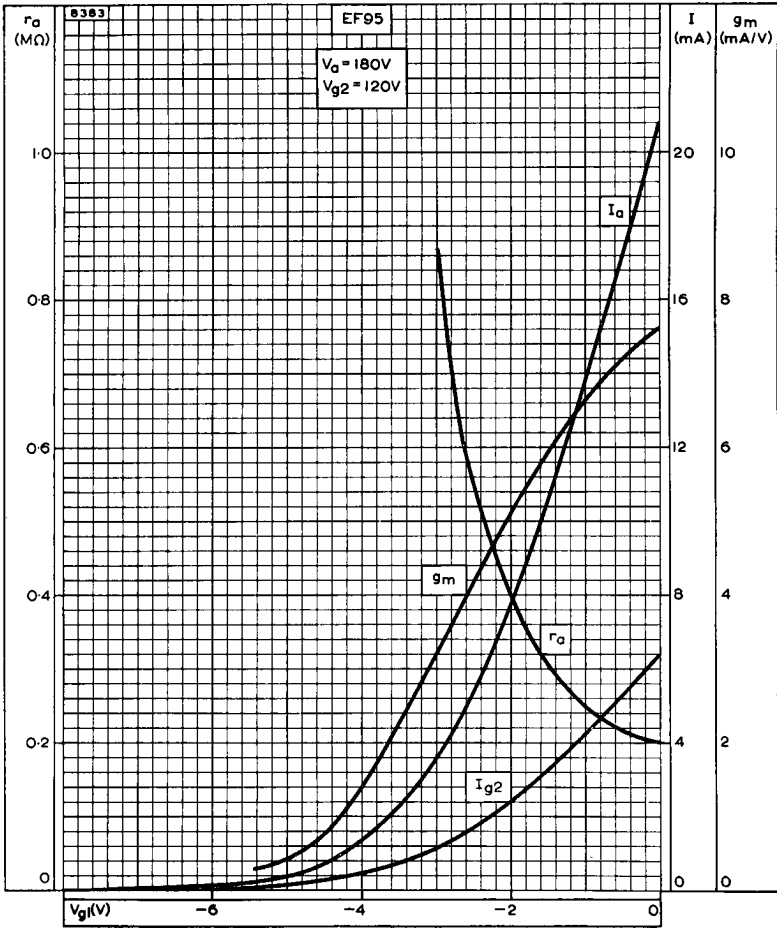


4748

All dimensions in mm



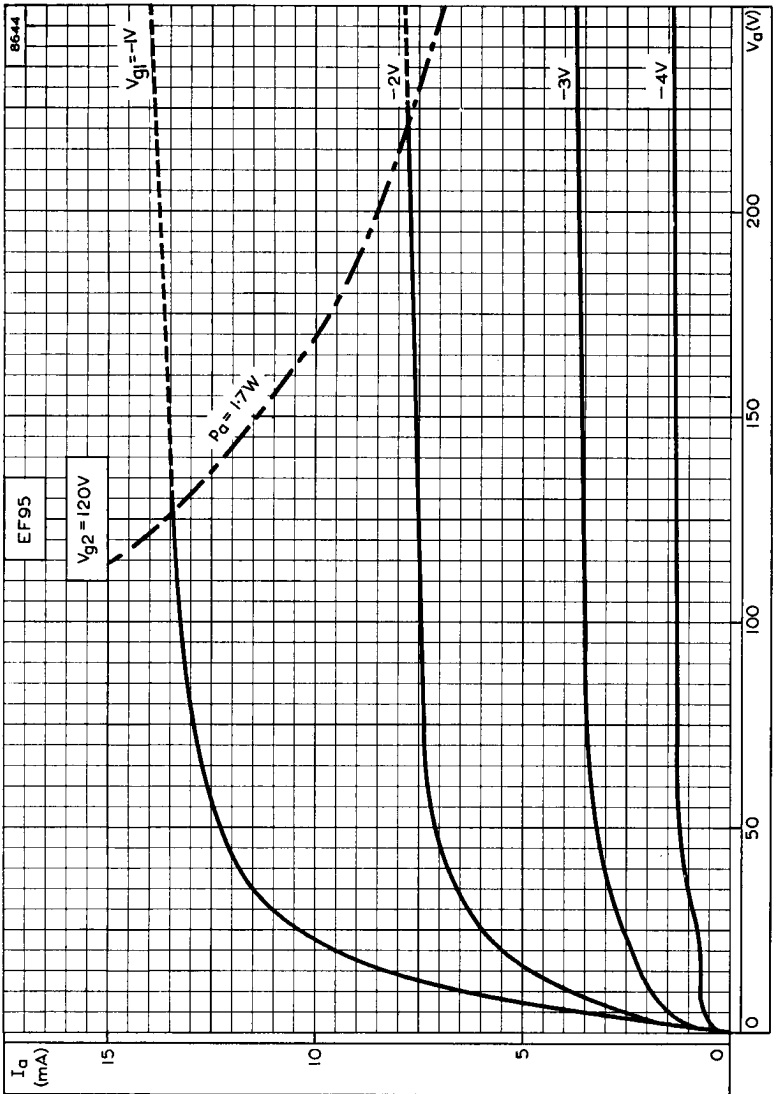
ANODE CURRENT, SCREEN-GRID CURRENT, MUTUAL CONDUCTANCE AND ANODE IMPEDANCE PLOTTED AGAINST CONTROL-GRID VOLTAGE.  
 $V_a = 120V$



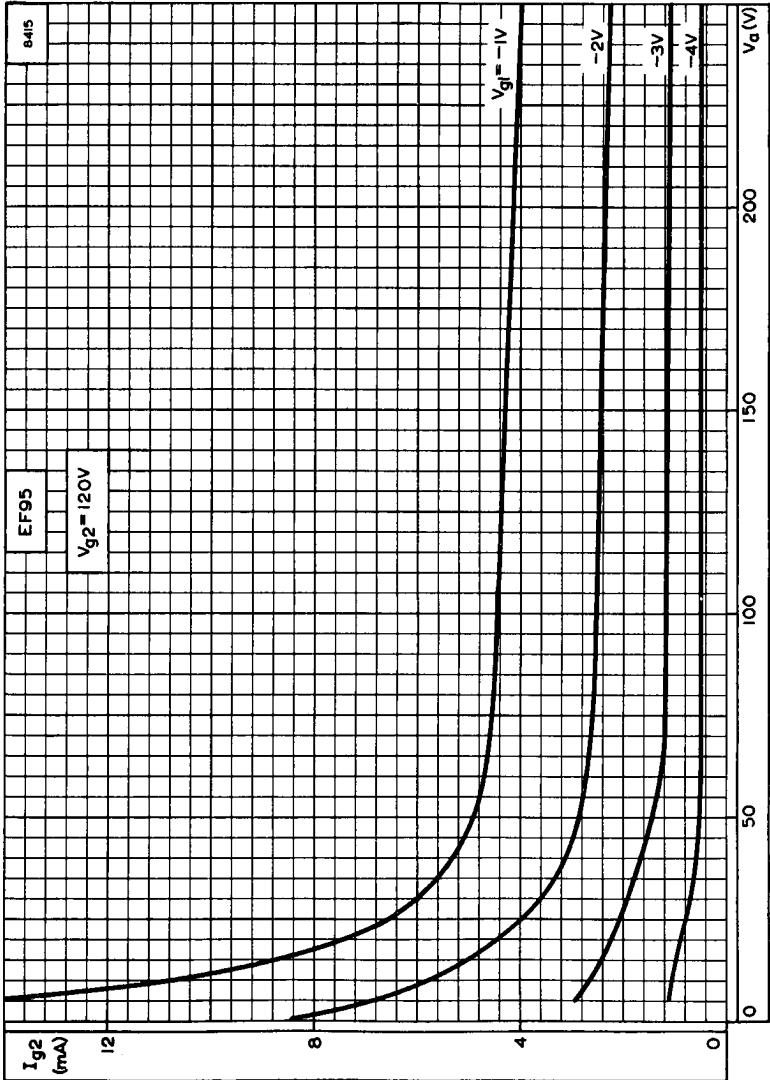
ANODE CURRENT, SCREEN-GRID CURRENT, MUTUAL CONDUCTANCE AND ANODE IMPEDANCE PLOTTED AGAINST CONTROL-GRID VOLTAGE.

$V_a = 180V$

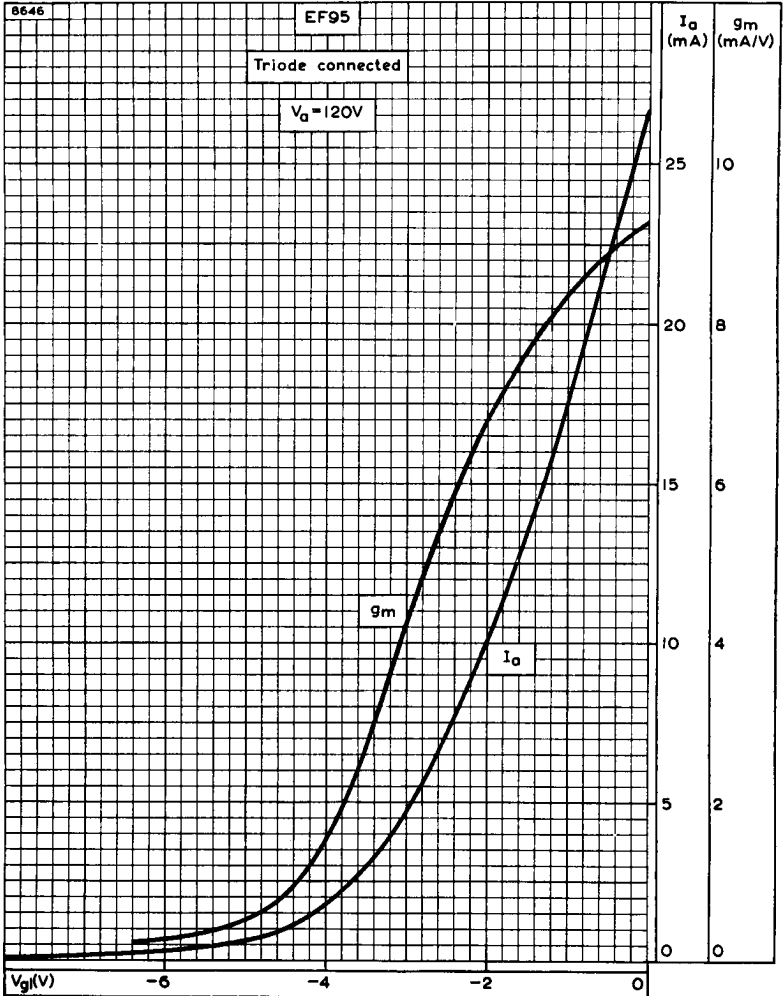




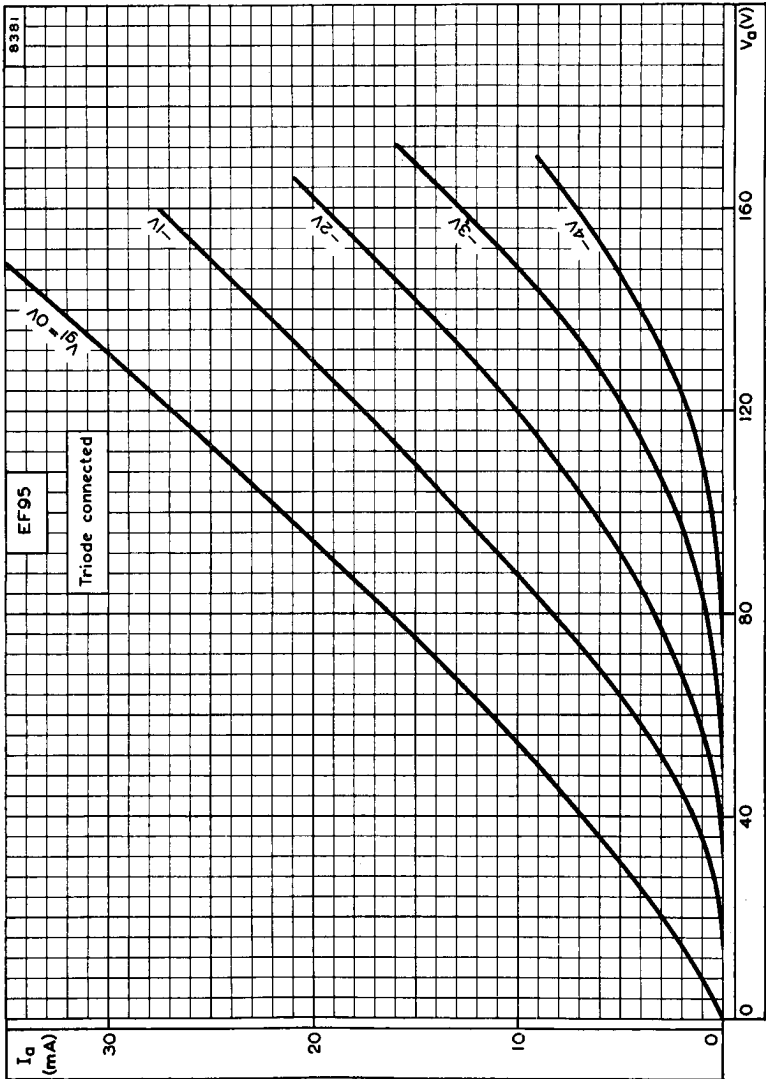
ANODE CURRENT PLOTTED AGAINST ANODE VOLTAGE  
WITH CONTROL-GRID VOLTAGE AS PARAMETER



SCREEN-GRID CURRENT PLOTTED AGAINST ANODE VOLTAGE WITH CONTROL-GRID VOLTAGE AS PARAMETER



ANODE CURRENT AND MUTUAL CONDUCTANCE PLOTTED AGAINST CONTROL-GRID VOLTAGE, WHEN TRIODE CONNECTED



ANODE CURRENT PLOTTED AGAINST ANODE VOLTAGE  
WITH CONTROL-GRID VOLTAGE AS PARAMETER,  
WHEN TRIODE CONNECTED